

Stage Two: Term 4 Weekly Overview

Wk	Term 4
1	<p align="center"><i>Buddhist Stories</i> Introduction</p>
2	<p align="center">Love to All Creatures - Kindness (DB/LB3)</p>
3	<p align="center">The Banyan Deer - Compassion (DB/JP4)</p>
4	<p align="center">The Duck with the Golden Plumage - Greed (DB/JP5)</p>
5	<p align="center">The Donkey in the Lion's Skin - Honesty (DB/JP7)</p>
6	<p align="center">The Talkative Tortoise - Moderation (DB/JP11)</p>
7	<p align="center">The Monkeys Water the Trees - Wisdom (DB/JP15)</p>
8	<p align="center">Lessons from a Monkey - Making an effort (DB/JP12)</p>
9	<p align="center">The Quails and the Net - Connections with others (DB/MV6)</p>
10	<p align="center">Review – Buddhist Stories</p>

Term Four: Stage 2 Lesson 1: *Buddhist Stories*
Introduction

Lesson Sequence	Time	Lesson Aim: To deliver Buddha's teachings through Buddhist stories.
Chanting	10 min	1. Recite name of Master Buddha-express respect and gratefulness to the Shakyamuni Buddha. Nam Mô Shakyamuni Buddha (3 times), 2. Breathing meditation –connect mind and body to the present. Next breath in, breath out breath meditation (3 times), 3. Chanting Amitabha- peaceful Buddha- lead to complete mindfulness, followed by Chanting Amitabha student repeat after teacher (3 times)
Questioning and Discussion	5min	<ul style="list-style-type: none"> • Ask children to remember some stories they have heard about Buddha's life. • Ask some students to briefly share a few key points of a story they remember with the rest of the class.
Lesson Information	5min	<ul style="list-style-type: none"> • Teacher will listen to the student's stories • Teacher will guide the students in revisiting the correct information in the stories presented. • Teacher will choose one story mentioned by the students and retell the story to the students in more detail.
Student Activity	5min	Students will be placed in pairs They will then retell the story just told by the teacher to their partner.


Term Four: Stage 2 Lesson 2: Love To All Creatures

Lesson Sequence	Time	Lesson Aim: To examine how kindness can help stop fear and give protection. Resources: The Heart worksheet- Love To All Creatures
Chanting	10 min	<ol style="list-style-type: none"> 1. Recite name of Master Buddha-express respect and gratefulness to the Shakyamuni Buddha. Nam Mô Shakyamuni Buddha (3 times), 2. Breathing meditation –connect mind and body to the present. Next breath in, breath out breath meditation (3 times), 3. Chanting Amitabha- peaceful Buddha- lead to complete mindfulness, followed by Chanting Amitabha student repeat after teacher (3 times)
Story	10min	<p>Love To All Creatures</p> <p>Many years ago in ancient India, there was a group of meditators who lived on the banks of the Ganges River high in the Himalayas.</p> <p>These meditators enjoyed peaceful happiness from their meditation. However, it was a wild country where many poisonous snakes lived. Sadly many of the people who went there to meditate died of snakebites and others became very frightened.</p> <p>The group leader who was the wisest and compassionate one thought about the best form of defense against the harm caused by the snakes. After much consideration, he made an announcement to the people about the best way to live peacefully amongst creatures.</p> <p>The wise leader explained that we could not predict what troubles and misfortunes might come our way and we cannot harm every creature that threatens us. Killing one will not make sure that there won't be another. Our best defense is to keep loving-kindness in our hearts towards all creatures. Like us, creatures fear death and also want to live.</p> <p>Eventually, the meditators found that creatures in the wild and poisonous snakes were not so scared of them because the animals sensed kindness and compassion towards them. The meditators also found that their people became happier and more harmonious.</p>
Question and Discussion	5min	<p>What happens when you show your kindness and compassion to creatures? (They sense your kindness and compassion towards them and will not bring you harm).</p>
Student Activity	5min	Students will draw pictures of the creatures they can be kind to. For example, creatures they see in the garden or pets.

Term Four: Stage 2 Activity 2: Love To All Creatures

Students will draw pictures of the creatures they can be kind to.

For example, creatures they see in the garden or pets.



Term Four: Stage 2 Lesson 3: *The Banyan Deer*

Lesson Sequence	Time	Lesson Aim: For students to gain an understanding of loving kindness and compassion Resources: The Banyan Deer Worksheet- finish the sentence.
Chanting	10 min	<ol style="list-style-type: none"> 1. Recite name of Master Buddha-express respect and gratefulness to the Shakyamuni Buddha. Nam Mō Shakyamuni Buddha (3 times), 2. Breathing meditation –connect mind and body to the present. Next breath in, breath out breath meditation (3 times), 3. Chanting Amitabha- peaceful Buddha- lead to complete mindfulness, followed by Chanting Amitabha student repeat after teacher (3 times)
Story	10min	<p>The Banyan Deer</p> <p>On his way to becoming enlightened, the Buddha was born a deer. He was a big, and most beautiful deer. He was also a strong ruler of a large herd in the banyan forest. He was known as Banyan Deer. On the other side of the forest, there was another large herd of deer and their leader, just as stunning as Banyan, and he was called the Branch Deer.</p> <p>The king of Benares owned the deer forest. He loved to eat meat, and he had a field where he held both herds of deer, along with their leaders Banyan Deer and Branch Deer.</p> <p>The king went to inspect the herds. He saw the two large beautiful deer with the golden coats and decided that he would not eat them. The others, however, looked delicious. Each day the king would go to the grassland and shoot a deer. Sometimes the kill was quick, but other times the deer would be wounded and left to die slowly. This made Banyan very sad.</p> <p>Banyan Deer called a meeting with Branch Deer and suggested a solution, to agree that each day a deer is presented for the kill. One deer would be killed from Banyan's heard and the next day a deer would be killed from Branch's heard. Execution would be on a chopping block. The deer would lay their head on the block and this way it can avoid being wounded. Branch agreed, and the king was happy with the arrangement.</p> <p>One day it was the turn of a doe nearly ready to give birth. She did not want her baby to have to die too. She begged Branch Deer for another deer to take her turn until after she gave birth. Branch did not want to change the rules to save her baby. She then begged Banyan to change her turn. Banyan felt great sadness for her and told her he would spare her turn.</p> <p>When the cook went to kill the next deer, he was amazed at the sight and called for the king. The king and all his followers were also amazed to see the great Banyan deer with his head on the block. The king had granted immunity to Banyan and was amazed by his compassion towards a doe and her baby.</p> <p>Banyan's act of kindness had made the King feel compassion towards all creatures. The King decided that he would not kill Banyan, any other deer or all living creatures. The king had realised that all creatures did not want to suffer. They too wanted to live.</p>

Question and Discussion	5min	<p>Why did the king agree to spare the lives of Banyan and all living creatures?</p> <p>(Banyan demonstrated kindness and compassion by sacrificing himself to save another from suffering and death).</p>
Student Activity	5min	<p>Students will complete a sentence starter</p> <p><i>I can show kindness to creatures by.....</i></p> <p><i>Example answers-</i></p> <ul style="list-style-type: none"> <i>- Not hurting them,</i> <i>- Not hunting them,</i> <i>- Not hurting them for fun.</i>

Term Four: Stage 2 Activity 3: *The Banyan Dear*

Finish the sentence about kindness to all living creatures.


I can show kindness to all living creatures by

Term Four: Stage 2 Lesson 4: *The Duck with the Golden Plumage*

Lesson Sequence	Time	Lesson Aim: Students will learn that generosity as solution for greed. Resources: The duck worksheet- Generosity
Chanting	10 min	<ol style="list-style-type: none"> 1. Recite name of Master Buddha-express respect and gratefulness to the Shakyamuni Buddha. Nam Mô Shakyamuni Buddha (3 times), 2. Breathing meditation –connect mind and body to the present. Next breath in, breath out breath meditation (3 times), 3. Chanting Amitabha- peaceful Buddha- lead to complete mindfulness, followed by Chanting Amitabha student repeat after teacher (3 times)
Story	5min	<p><i>The Buddha told this story about a nun (Bhikkhuni) called Nanda.</i></p> <p>A local farmer had offered to donate some vegetables to the nun’s community. Nanda went to the farm and dug up the whole crop. This was not what the farmer had intended at all. He wanted to help the nuns, not give away his entire crop. He was so upset that he refused to offer the nuns anything at all.</p> <p>Nanda returned to the nunnery empty-handed. Buddha heard about this and said that she was greedy. Buddha then began to tell the Nuns a story about Nanda’s previous life and a duck.</p> <p>Long ago, in ancient India, there was a good man who lived with his wife and three daughters. The man grew sick and died. He was reborn as a special duck with pure golden feathers and could speak.</p> <p>The golden duck looked back over his past life and saw that his widow and three daughters were very poor since he had passed away. So he flew to their home and landed on the roof. He told them that he was the father who had died and that he had been reborn as a duck. He then promised that he would use his golden feathers to help put an end to their financial worries. He gave them a long golden feather from his wing and flew away. He returned often and left a golden feather. The mother became rich but this was not enough for her.</p> <p>One day she told her daughters that she had a plan to pluck him next time he comes so they could get all the feathers. The girls were horrified and wanted no part of such a cruel plan.</p> <p>Then next time the duck arrived on the roof she called him down and pretended to show him compassion. When he did, she grabbed him tight in both hands and ripped the feathers from him. The duck shivered with cold and he could no longer fly.</p> <p>The girls took the duck in their arms and placed him in a basket where they fed him daily. He was no ordinary duck, and the golden feathers were no longer gold; because they were plucked against his wishes. The feathers taken by the mother were not valuable anymore and she became poor again.</p> <p><i>Buddha explained that Nanda was as greedy in her past life as she was in this life. She lost the supply of gold like she had lost the supply of vegetables.</i></p>
Questioning and Discussion	5min	<p>What mistake did the nun make in her second life? (She was greedy and lost all of the vegetables and could not feed her community).</p> <p>How can we be generous? (We can share our food, share our toys, give to those in need).</p>
Student Activity	5min	Students will list three ways they can be generous.

Generosity

List 3 ways we can be generous.



Term Four: Stage 2 Lesson 5: *The Donkey in the Lion's Skin*

Lesson Sequence	Time	Lesson Aim: Students will learn about honesty. Resources: Letter to the Watchman
Chanting	10 min	<ol style="list-style-type: none"> 1. Recite name of Master Buddha-express respect and gratefulness to the Shakyamuni Buddha. Nam Mô Shakyamuni Buddha (3 times), 2. Breathing meditation –connect mind and body to the present. Next breath in, breath out breath meditation (3 times), 3. Chanting Amitabha- peaceful Buddha- lead to complete mindfulness, followed by Chanting Amitabha student repeat after teacher (3 times)
Story	10min	<p>The Donkey in Lion's Skin</p> <p>Long ago in ancient India there was a merchant who went from farm to farm selling goods which he carried on the back of a donkey. Wherever the merchant went, at the end of the day he would take the load off the donkey's back, cover the donkey with a lion's skin and send him out into the fields. When the watchman who guarded the crops saw the animal he thought it was a lion and no one would come near. All the donkey had to do was to keep quiet and enjoy the rice and barley in the fields.</p> <p>The merchant was being dishonest and saved himself a lot of money. One day the merchant stopped at a village, and while he was eating his dinner he sent his donkey out into the fields with the lion's skin on its back. The watchman thought it was a lion and didn't go near the field, but he ran to the village to raise an alarm. The village people all raced towards the field, banging on drums and saucepans and made a lot of noise to chase the lion away. They scared the donkey and began to bray. His 'Eee-aw' was no lion's roar. Everybody saw that he was not a lion and that he was really a donkey.</p> <p>As soon as the villagers saw that it was only a donkey, they were really angry. The merchant saw that the donkey could not be used anymore and his business was ruined. He left the village dragging his load.</p>
Question and Discussion	5min	<p>What could the merchant have done differently? (He could have asked for permission for his donkey to eat in the fields instead of pretending it was a lion).</p>
Student Activity	5min	<p>Students pretend to be the merchant and they will write a letter to the watchman, asking permission for the donkey to eat in the fields.</p>

Letter to the Watchman

Write a letter to the watchman asking for permission for your donkey to eat in the field.



The form is a scroll-shaped writing template. It features a decorative border with a dotted pattern and wavy lines at the top and bottom edges. The scroll is unrolled on the left and right sides. Inside the scroll, the text "Dear Watchman," is written in a simple font. Below this text are ten horizontal lines for writing. In the bottom right corner of the scroll, there is a simple line drawing of a donkey standing and facing left.

Term Four: Stage 2 Lesson 6: *The Talkative Tortoise*

Lesson Sequence	Time	Lesson Aim: Students will understand some effects of excessive talking. Resources: Speech Bubble Worksheet- The Talkative Tortoise.
Chanting	10 min	<ol style="list-style-type: none"> 1. Recite name of Master Buddha-express respect and gratefulness to the Shakyamuni Buddha. Nam Mô Shakyamuni Buddha (3 times), 2. Breathing meditation –connect mind and body to the present. Next breath in, breath out breath meditation (3 times), 3. Chanting Amitabha- peaceful Buddha- lead to complete mindfulness, followed by Chanting Amitabha student repeat after teacher (3 times)
Story	10min	<p>The Talkative Tortoise</p> <p>Long ago there was a king who was very talkative. In fact he never stopped talking. The King had a very wise advisor and the king’s advisor knew that too much talk was not a good thing. Being wise, the advisor knew that he had to pick the right time to let the king know about his thoughts. So he waited patiently for the right moment. In a pond near the king’s village, lived a tortoise; not quite your ordinary tortoise, but a tortoise who liked to talk, and talk, and talk. The other creatures in the pond tolerated this tortoise, but were often quick to leave his company when he talked too much. One day the two wild geese were searching for food at the pond and the tortoise began speaking to them. The tortoise spoke and spoke and spoke! The geese found the tortoise very entertaining company and they all became good friends. As summer approached it was time for the geese to return to their home in the Himalaya. The geese thought that it would be fun to take the tortoise with them, because life for them could get very quiet, high in the Himalaya. The tortoise agreed to go but he could not fly, so the geese had a plan on the condition that the tortoise keeps his mouth shut and not say a word. So the geese found a big stick and asked that the tortoise stand in the middle and hold the stick between his teeth. The strong geese took hold of each end and flew up into the air. They flew up with the tortoise and over a village next to the king’s palace. Children were outside playing when they saw this most unusual sight and began calling out to the geese and the tortoise. People came out from their shops and houses and there was a commotion. The tortoise felt extremely pleased with himself, he opened his mouth and spoke to the people. Down fell the tortoise right into the king’s courtyard. Bang! He landed on the bricks and his shell split in two. The king was confused and asked his advisor to explain what had just happened. The adviser took this moment as an opportunity to speak to the king about being talkative. The advisor explained that the tortoise and the geese became friendly. The geese offered to take the tortoise to their home by carrying him with a stick held between his teeth on the condition that he doesn’t talk. While flying, the tortoise heard some remark and wanted to reply. Not being able to keep his mouth shut, the tortoise must have let go and fell to his death.</p>

		Then turning to the king the wise advisor explained to the king that the tortoise fell to his death because he talked too much and he added that one should speak wisely at the right time. The wise advisor said to the king, "Whoever talks beyond measure comes to misery of some kind." The king realised that he needs to be wiser when he speaks.
Question and Discussion	5min	What might happen if you talk too much? Possible answers- <ol style="list-style-type: none"> 1. People might not want to be around you. 2. You could loose friends. 3. You could be saying the wrong thing. 4. You will not be a good listener.
Student Activity	5min	Students will explain one effect of talking too much by completing the sentence.

Term Four: Stage 2 Activity 6: *The Talkative Tortoise*

Explain one effect of talking too much by completing the sentence.

If I talk too much

Term Four: Stage 2 Lesson 7: *The Monkeys Water the Trees*

Lesson Sequence	Time	Lesson Aim: Students will learn about the values of appreciation, gratitude and ownership of responsibility.
Chanting	10 min	<ol style="list-style-type: none"> 1. Recite name of Master Buddha-express respect and gratefulness to the Shakyamuni Buddha. Nam Mô Shakyamuni Buddha (3 times), 2. Breathing meditation –connect mind and body to the present. Next breath in, breath out breath meditation (3 times), 3. Chanting Amitabha- peaceful Buddha- lead to complete mindfulness, followed by Chanting Amitabha student repeat after teacher (3 times)
Story	10min	<p>The Monkey’s Water the Trees</p> <p>A long time ago in India, near the city of Benares there was a king who had a beautiful garden, which was cared for by a group of dedicated gardeners. In this garden lived a group of happy monkeys. One day there was a public holiday in Benares, with festivities all over town. The gardeners wanted to join in the fun. They just had to find a way to leave the garden making sure that the trees would be watered so that they don’t die. The head gardener had an idea, he asked the leader of the monkeys for a favour. He asked him and his monkeys to water the young trees, so that the gardeners can go to the festival. The leader of the monkeys felt honoured.</p> <p>The monkeys began to water, but the leader wanted to be sure to do the job properly. He didn’t want to waste water. He told the monkey’s to pull up each of the trees and water them according to the size of the roots. He told them to give a small amount of water to the trees with short roots, and more water to the trees with long roots. The monkeys did this. A wise man was passing by on the road to Benares and saw all the monkeys pulling up the trees and watering them according to the size of the roots. He asked the monkeys why they were doing this. They told the wise man that their leader told them to water the trees that way. The wise man shook his head sadly, and thought that even with a desire to do good things, the ignorant and foolish only end up doing harm. Then he said to the monkeys that “Knowledge and effort will bring success, effort and no knowledge is foolishness.” He then told the leader that his monkeys have killed the garden trees. All of the monkeys were deeply ashamed, and they knew that they could now no longer live in the garden. The band of monkeys followed the wise man, and the leader of the monkey was left alone with no one to lead.</p>
Question and Discussion	5min	<p>The monkeys did not think about their responsibility carefully. What was the result of their actions? (They killed trees and became homeless; they left their leader and he became alone).</p> <p>Consider- What if the monkeys didn’t pull out the trees?</p>
Student Activity	5min	Students will be placed into pairs; they will retell the story to each other with a different ending. Students will share their endings with the class.


Term Four: Stage 2 Lesson 8: Lessons From a Monkey

Lesson Sequence	Time	Lesson Aim: To allow students to appreciate their good fortune and for them to understand that with effort we can make our lives happier. Resources: Monkey labelling worksheet- Lessons from a Monkey.
Chanting	10 min	<ol style="list-style-type: none"> 1. Recite name of Master Buddha-express respect and gratefulness to the Shakyamuni Buddha. Nam Mô Shakyamuni Buddha (3 times), 2. Breathing meditation –connect mind and body to the present. Next breath in, breath out breath meditation (3 times), 3. Chanting Amitabha- peaceful Buddha- lead to complete mindfulness, followed by Chanting Amitabha student repeat after teacher (3 times)
Story	10min	<p>Lessons From a Monkey</p> <p>A long time ago there was a beautiful bird who lived in a tree high in the Himalayas, where he built a strong nest to keep him dry throughout the monsoon season. One year when the rains fell day after day without stopping the bird saw a monkey sitting sadly under the tree. The monkey was cold and wet and miserable. The bird felt very sorry for himself.</p> <p>The beautiful bird told the monkey that he had hands, feet and a face like the human and asked why he doesn't build a house to live in, where he can shelter from the storm.</p> <p>The monkey explained to the bird that he has feet, hands and a face like humans but he doesn't have their wisdom. The bird told the monkey that he has the ability to build a hut from leaves if he puts his mind to it and that if he used his mind, he would find happiness. The monkey was too busy feeling sorry for himself to consider building himself a home and he didn't appreciate the bird sitting dry in his nest offering advice. Instead, he got really angry and smashed up the beautiful bird's nest. The beautiful bird flew away and quickly built a new nest.</p> <p>As the rains continued to fall and the bird sheltered in the nest he thought about the monkey. He thought about how the monkey could have used his time and his skills and his resources better. He also thought about what the monkey had said and realised how fortunate the humans are. Humans have bodies and minds that can create homes and other things they need, and they can develop their minds so that they can do many wonderful things to keep them happy. That rainy season the monkey continued feeling sorry for himself without shelter and the beautiful bird wished that he could be a human.</p>
Question and Discussion	5min	<p>What could have the monkey done differently?</p> <p>Possible Answers</p> <p>He could have used his mind, hands, feet and other body features to build himself a home.</p> <p>He could have been grateful for the body he has and used it wisely.</p>
Student Activity	5min	Students will identify which parts of the monkey's body he should have used wisely.

Term Four: Stage 2 Activity 8: Lessons From a Monkey

Colour in the body parts the monkey should have used wisely and label them.

MIND HANDS FEET TAIL EYES EARS MOUTH

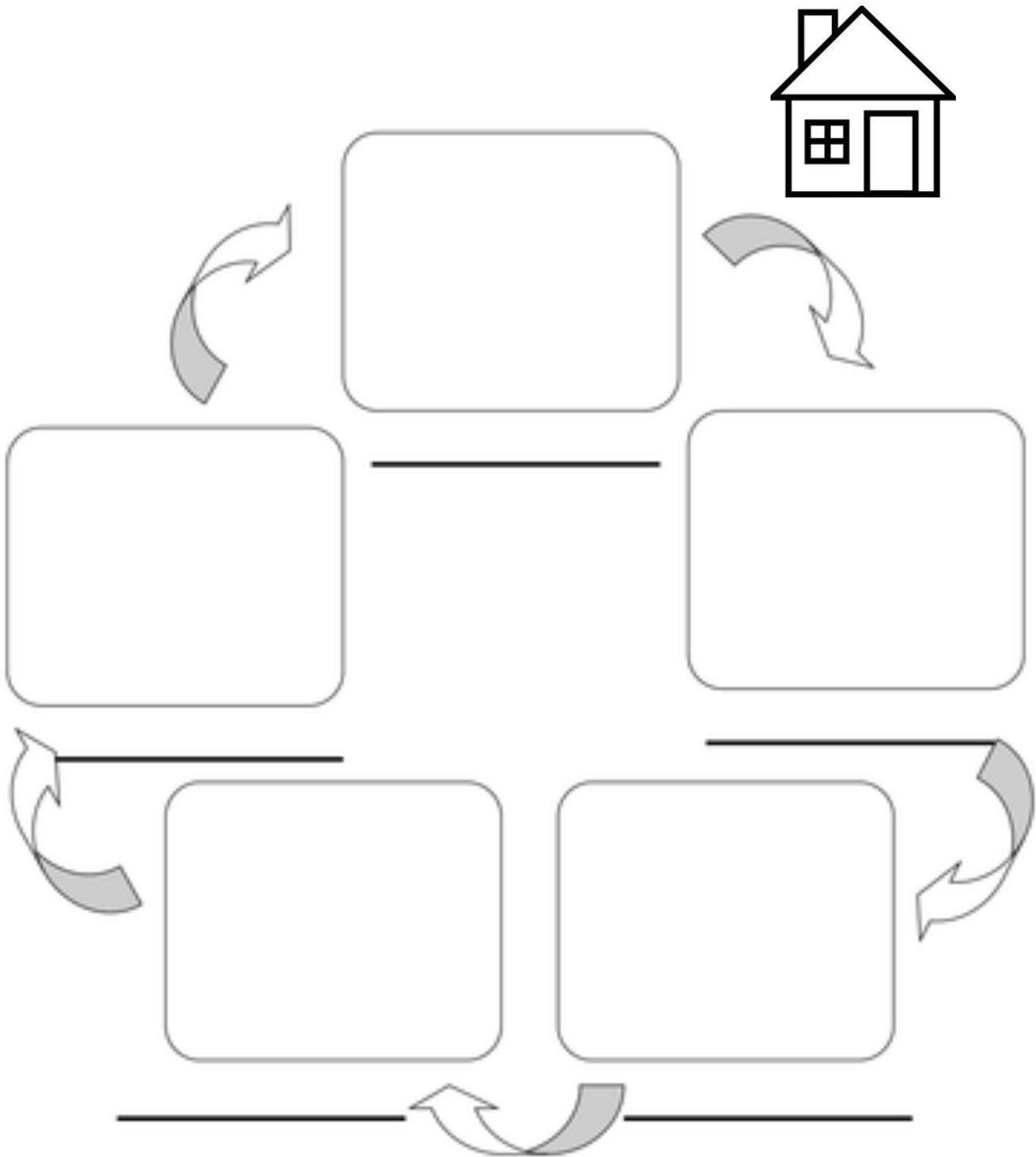


Term Four: Stage 2 Lesson 9: *The Quails and the Net*

Lesson Sequence	Time	Lesson Aim: Students will appreciate the connections that we have to other people and to wisely work together.
Chanting	10 min	<ol style="list-style-type: none"> 1. Recite name of Master Buddha-express respect and gratefulness to the Shakyamuni Buddha. Nam Mô Shakyamuni Buddha (3 times), 2. Breathing meditation –connect mind and body to the present. Next breath in, breath out breath meditation (3 times), 3. Chanting Amitabha- peaceful Buddha- lead to complete mindfulness, followed by Chanting Amitabha student repeat after teacher (3 times)
Story	10min	<p>The Quails and The net</p> <p>A long time ago in ancient India, there was a quail who lived in a forest as the head of a flock of thousands of quail. There was also a hunter who made a good living by catching and selling quail. Each day the hunter would come to the forest and make little quail sounds in the shrubs until the quails flocked together. Then he would quickly fling a net over the birds, draw it in on all sides, bundle the net filled with birds into a basket and go off to the market. Many birds were taken from the flock.</p> <p>The head quail had an idea to help save his flock. He told the rest of the birds that all they have to do is work together and that the next time the hunter comes into the forest, as soon as he throws the net over the flock, each bird must put their head through a hole in the mesh, then together all must fly up carrying the net. Then put the net down on the thickest thorn bush and from there they can escape.</p> <p>The flock agreed that this was an excellent idea. So next day the plan worked beautifully. The hunter spent the rest of the day untangling the net and went home that evening empty-handed.</p> <p>Day after day the quails stuck to their plan, and day after day the hunter would work until sunset untangling the net and return home empty-handed. His wife became angry. She demanded to know what he was doing everyday and why there are no birds and no money.</p> <p>He told her that it was the quail's fault. They have learned to work together and that each day the net is thrown over them, they grab the net and fly together to a thorn bush, drop the net there and escape. The hunter didn't expect that the birds will keep this up for long. He thought that they wouldn't live in unity always and as soon as they start arguing amongst themselves, he will be there with his net and catch them again.</p>
Question and Discussion	5min	<p>How does working together improve our lives? At school? At home? Playing sport?</p> <p>Ask the students to think of as many examples as possible. Write them on the board.</p>
Student Activity	5min	<p>Students will identify different aspects of working together as a family to have a happy home.</p>

MY HAPPY HOME

How can you work together with your family to keep a happy home?
Draw and label.



Term Four: Stage 2 Lesson 10: Review- Buddhist Stories

Lesson Sequence	Time	Lesson Aim: To appreciate stories from the past. Resources: A list of stories told through the Term, enlarged to A3 and blank paper for each student.
Chanting	10 min	<ol style="list-style-type: none"> 1. Recite name of Master Buddha-express respect and gratefulness to the Shakyamuni Buddha. Nam Mô Shakyamuni Buddha (3 times), 2. Breathing meditation –connect mind and body to the present. Next breath in, breath out breath meditation (3 times), 3. Chanting Amitabha- peaceful Buddha- lead to complete mindfulness, followed by Chanting Amitabha student repeat after teacher (3 times)
Lesson Information	10min	<ul style="list-style-type: none"> • Teacher will display the titles of the stories shared throughout the Term. (Enlarged to A3 size). • Review the Buddhist stories that were told during the Term. • Have students discuss their favourite story with a partner. • Share favourite stories with the rest of the class. • Explain why the story is special.
Question and Discussion	5min	Ask students to think about what their favourite story is and what it is teaching them.
Student Activity	5min	Students write the name of their favourite story and will draw a picture of story.

Term Four: Stage 2 Activity 10: Review- Buddhist Stories

Term 4 Buddhist Stories	
1	Love to All Creatures - Kindness
2	The Banyan Deer - Compassion
3	The Duck with the Golden Plumage - Greed
4	The Donkey in the Lion's Skin - Honesty
5	The Talkative Tortoise - Moderation
6	The Monkeys Water the Trees - Wisdom
7	Lessons from a Monkey - Making an effort
8	The Quails and the Net - Connections with others